


# Technical data sheet

PV system solution, type 1+2, for inverter with 2 MPP trackers, 900 V DC  
Item number: 5088566



System solution for photovoltaic inverter with 2 separate MPP trackers

- Varistor arrester, connectable with disconnecting device in error-resistant Y circuit to VDE 0100-712 (50539-12)
- Low DC protection level: < 4.0 kV (Uoc max = 1,000 V DC with V20-C/0-500PV)
- Low DC protection level: < 3.0 kV (Uoc max = 900 V DC with V25-B+C/0-450PV)
- Per protection device, there are 4 terminals up to 6 mm<sup>2</sup> pre-mounted in the housing, up to 30 A DC per terminal
- Pre-mounted in polycarbonate housing (IP66), UV-resistant for the use outside, including cable gland kit

For DC protection of the inverter in photovoltaic systems.

If there is a danger of condensation forming through wind, ice, temperature or sunlight, further measures may be necessary!



## Master data

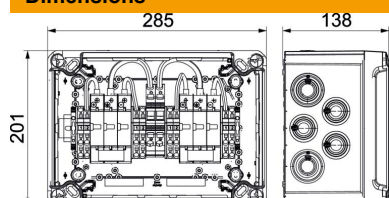
Item number	5088566
Type	VG-BCPV900K 22
Description 1	PV system solution in housing
Description 2	2x2 PV string to 2 WR-MPP
Manufacturer	OBO
Dimension	900V DC
Colour	Light grey; RAL 7035
Smallest sales unit	1
Unit of quantity	Piece
Weight	220 kg
Weight unit	kg/100 pc.
CO Footprint (GWP) Cradle-to-Gate	6,2524 kg COe / 1 Piece

# Technical data sheet

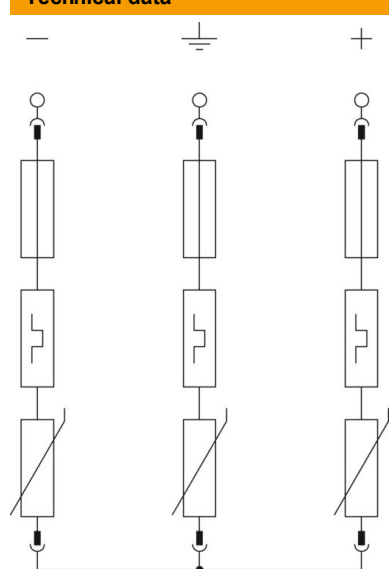
PV system solution, type 1+2, for inverter with 2 MPP trackers, 900 V DC  
Item number: 5088566



## Dimensions



## Technical data



Arrester surge current (8/20 µs) [total]	30 kA
Response time	<25 ns
Blow-out	yes
Version for	For two MPP and with terminal connection
Structural width in division units (division unit, 17.5 mm)	Miscellaneous
Operating temperature, max.	80 °C
Operating temperature, min.	-40 °C
Lightning surge current (10/350 µs)	7 kA
Remote signalling	no
Maximum continuous voltage DC	900 V
Conductor cross-section, flexible (fine-wire), min.	6 mm²
Conductor cross-section, rigid (single-wire/multiwire), max.	10 mm²
Conductor cross-section, rigid (single-wire/multiwire), min.	0.5 mm²
Lightning protection zone LPZ	0→2
Max. mains-side overcurrent protection	160
Maximum back-up fuse	160 A
Maximum discharge current (8/20 µs)	50 kA
Installation type	Pre-mounted in the housing
Nominal discharge current (8/20 µs)	30 kA
Network form	DC
DC network form	yes
IT network form	no
Other network form	no
TN network form	no
TN-C network form	no
TN-C-S network form	no
TN-S network form	no
TT network form	no
Test class, type 2	yes
Protection rating	IP66
Protection level	≤3,0
Signalling on device	Visual
SPD to EN 61643-11	Type 1+2

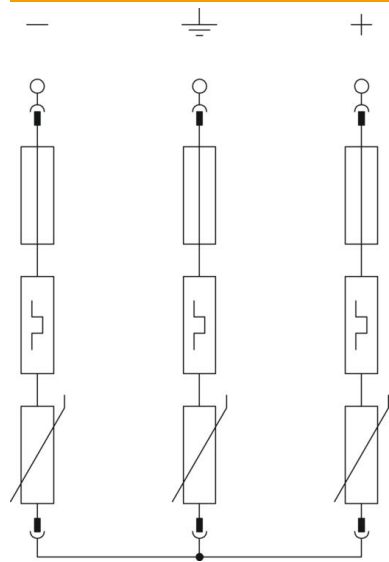
# Technical data sheet

PV system solution, type 1+2, for inverter with 2 MPP  
trackers, 900 V DC

Item number: 5088566



## Technical data



SPD to IEC 61643-1

Cable type for surge protection  
devices

Class II

Power cable DC (PV)