Technical data sheet

PV system solution, type 2, for inverter with 2 MPP trackers, 1,000 V DC
Item number: 5088568



System solution for photovoltaic inverter with 2 separate MPP trackers

• Varistor arrester, connectable with cut-off unit in error-resistant Y circuit to VDE 0100-712 (50539-12)
• Low DC protection level: < 4.0 kV (Voc max = 1,000 V DC with V20-B+C/0-500PV)
• Per protection device, there are 4 terminals up to 6 mm² pre-mounted in the housing, up to 30 A DC per terminal
• Pre-mounted in polycarbonate housing (IP66), UV-resistant for use outside, including cable gland kit

For DC protection of the inverter in photovoltaic systems.

If there is a danger of condensation forming through wind, ice, temperature or sunlight, further measures may be necessary!

Type 2 LPZ 1→2

Master data

Item number	5088568
Type	VG-CPV1000K 22
Description 1	PV system solution in housing
Description 2	2x2 PV string to 2 WR-MPP
Manufacturer	OBO
Dimension	1000V DC
Smallest sales unit	1
Unit of quantity	Piece
Weight	216.6 kg
Weight unit	kg/100 pc.
CO2 Footprint (GWP) Cradle-to-Gate	6,1924 kg COe / 1 Piece

Dimensions

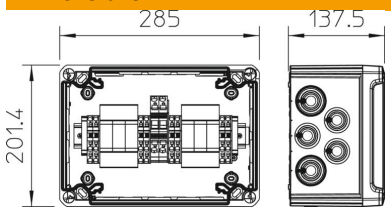

Technical data sheet

PV system solution, type 2, for inverter with 2 MPP trackers, 1,000 V DC
Item number: 5088568

Technical data

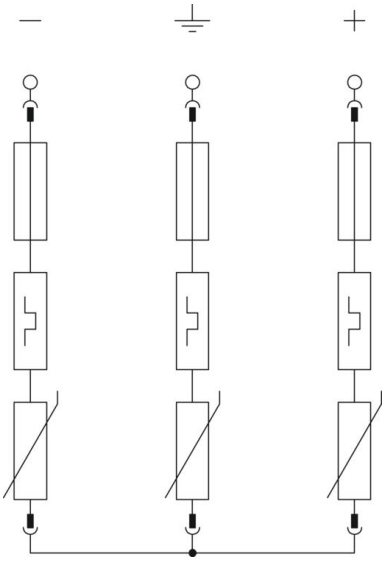

Arrester surge current (8/20 µs) [total]	20 kA
Response time	<25 ns
Blow-out	yes
Version for	For two MPP and with terminal connection
Structural width in division units (division unit, 17.5 mm)	Miscellaneous
Operating temperature, max.	80 °C
Operating temperature, min.	-40 °C
Remote signalling	no
Maximum continuous voltage DC	1000 V
Integrated back-up fuse	no
Conductor cross-section, rigid (single-wire/multiwire), max.	10 mm²
Conductor cross-section, rigid (single-wire/multiwire), min.	0.5 mm²
Lightning protection zone LPZ	1→2
Max. mains-side overcurrent protection	125
Maximum back-up fuse	125 A
Maximum discharge current (8/20 µs)	40 kA
Installation type	Pre-mounted in the housing
Nominal discharge current (8/20 µs)	20 kA
Network form	Other
DC network form	yes
IT network form	no
Other network form	no
TN network form	no
TN-C network form	no
TN-C-S network form	no
TN-S network form	no
TT network form	no
Test class, type 2	yes
ROHS-conformant	yes
Protection rating	IP65
Protection level	≤4,0 kV
Signalling on device	Visual
SPD to EN 61643-11	Type 2
SPD to IEC 61643-11	Class II
Permitted temperature range, max.	80 °C
Permitted temperature range, min.	-40 °C